



Save the Date Announcement Email Templates


Subject: Save the Date: Exclusive Event Announcement 🎉

Dear [Customer's Name],

Mark your calendars and get ready for an unforgettable experience! We're thrilled to announce an upcoming event that you won't want to miss. As one of our valued customers, you're cordially invited to our exclusive [Event Name] happening on [Event Date] at [Event Venue].

 Event Date: [Event Date]

 Event Time: [Event Time]

 Event Venue: [Event Venue]

Join us for an evening filled with excitement, inspiration, and [Briefly Describe Event Highlights]. Whether you're a passionate [Product Category] enthusiast, a trendsetter in fashion, or simply someone who loves [Your Brand's Unique Value], this event is tailored just for you.

What to Expect:

- Sneak peek of our latest [Product Category] collection
- Engaging workshops led by industry experts
- Delicious [Cuisine Type] catering and refreshments
- Networking opportunities with fellow [Your Brand] enthusiasts
- Exclusive event-only discounts and promotions

To make this event even more special, we have limited spots available, so it's essential to RSVP as soon as possible. Stay tuned for the official invitation with more details on how to secure your spot.

Save the date now and get ready to be part of an unforgettable [Your Brand] experience. We can't wait to celebrate with you and share our passion for [Product Category]!

Kindly mark your calendar and keep an eye on your inbox for the formal invitation coming soon.

Get ready to immerse yourself in the world of [Your Brand] and connect with like-minded individuals who share your passion.

Thank you for being a part of our journey. We look forward to seeing you at [Event Name]!

Warm regards,

[Your Name]

[Your Title]

[Your Contact Information]

[Your Brand Logo]

P.S. Follow us on [Social Media Links] to stay updated on event details and behind-the-scenes sneak peeks! Use #EventHashtag to join the conversation.

[Unsubscribe Link] | [Privacy Policy Link] | [Terms and Conditions Link]

Note: Customize the placeholders in brackets according to your event details and brand information. Additionally, consider adding relevant images or graphics to enhance the visual appeal of the email.